



(12) **United States Design Patent**  
**Shupp**

(10) **Patent No.:** **US D623,967 S**  
(45) **Date of Patent:** **\*\* Sep. 21, 2010**

- (54) **MULTI-FUNCTION SPORTS AND RECREATION DEVICE**
- (76) Inventor: **William A. Shupp**, 27 Ebony Oaks Pl.,  
The Woodlands, TX (US) 77382
- (\*\*) Term: **14 Years**
- (21) Appl. No.: **29/343,532**
- (22) Filed: **Sep. 15, 2009**
- (51) **LOC (9) Cl.** ..... **10-03**
- (52) **U.S. Cl.** ..... **D10/40; D10/2; D10/31; D10/119**
- (58) **Field of Classification Search** ..... **D10/40, D10/2, 31, 119; 368/278, 10, 11, 14; 116/137 R**  
See application file for complete search history.

D433,340 S *	11/2000	Lo	.....	D10/2
D439,170 S *	3/2001	Chan	.....	D10/30
D439,171 S *	3/2001	Wa	.....	D10/30
D451,404 S *	12/2001	Dobashi	.....	D10/30
D455,729 S *	4/2002	Chen	.....	D14/170
6,603,711 B2 *	8/2003	Calace	.....	368/109
D489,273 S *	5/2004	Chan	.....	D10/40
D502,421 S *	3/2005	Cheng	.....	D10/119
7,043,802 B2 *	5/2006	Moeller et al.	.....	24/429
7,125,145 B2 *	10/2006	Gardiner et al.	.....	362/253
D539,687 S *	4/2007	Chen	.....	D10/119
D556,619 S *	12/2007	Markfelder	.....	D10/116
D574,822 S *	8/2008	Bhavnani	.....	D14/356
D583,260 S *	12/2008	Shih	.....	D10/40
7,581,509 B2 *	9/2009	Eventoff	.....	116/137 R
7,616,098 B2 *	11/2009	Al-Sabah	.....	340/323 R

\* cited by examiner

*Primary Examiner*—Lucy Lieberman  
(74) *Attorney, Agent, or Firm*—Tim Headley

(56) **References Cited**

**U.S. PATENT DOCUMENTS**

D238,760 S *	2/1976	Dunn	.....	D10/40
4,100,728 A *	7/1978	Chang et al.	.....	368/101
D266,492 S *	10/1982	Oppermann et al.	.....	D10/119
D267,785 S *	2/1983	Heuer	.....	D10/30
4,451,158 A *	5/1984	Selwyn et al.	.....	368/63
D279,173 S *	6/1985	Ketcham	.....	D10/40
4,709,651 A *	12/1987	Lance	.....	116/137 R
4,821,670 A *	4/1989	Foxcroft et al.	.....	116/137 R
D301,014 S *	5/1989	Houlihan	.....	D10/30
D319,788 S *	9/1991	Fukazawa	.....	D10/30
D320,357 S *	10/1991	Mizukami	.....	D10/30
D346,336 S *	4/1994	Meyers	.....	D10/53
D389,747 S *	1/1998	Ramos et al.	.....	D10/30
D393,597 S *	4/1998	Pail	.....	D10/30
D396,193 S *	7/1998	Pail	.....	D10/30
D410,771 S *	6/1999	Chang	.....	D3/208
D419,891 S *	2/2000	Chan	.....	D10/5
D424,452 S *	5/2000	Li	.....	D10/40

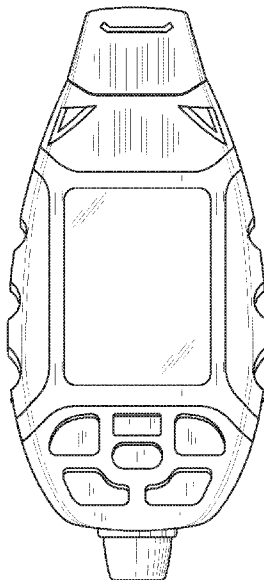
(57) **CLAIM**

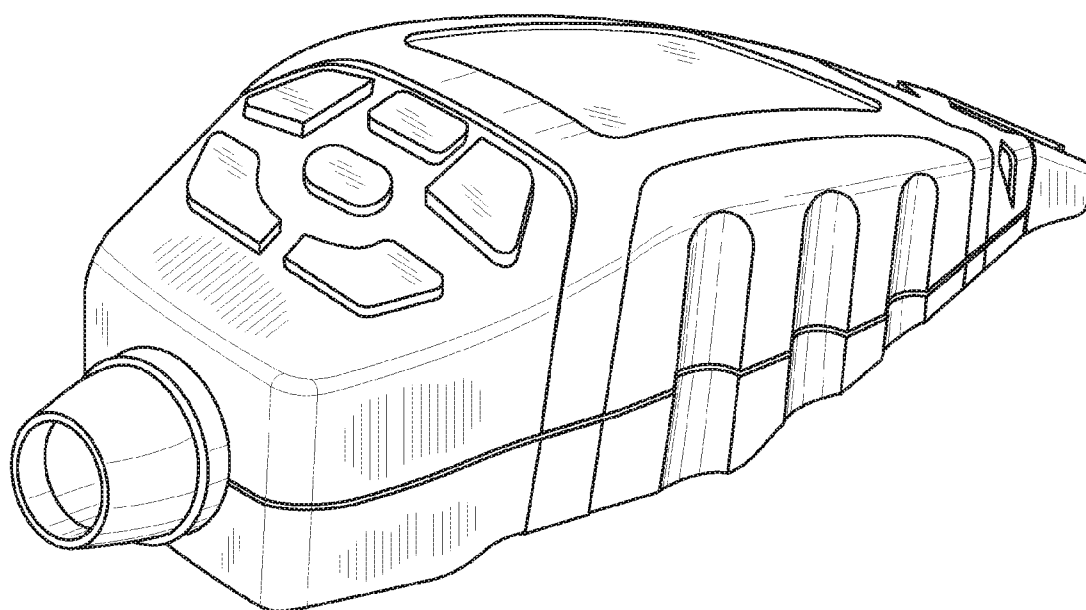
The ornamental design for a multi-function sports and recreation device, as shown and described.

**DESCRIPTION**

FIG. 1 is a perspective view of an ornamental design for a multi-function sports and recreation device;  
 FIG. 2 is a right side view thereof;  
 FIG. 3 is a left side view thereof;  
 FIG. 4 is a top view thereof;  
 FIG. 5 is a bottom view thereof;  
 FIG. 6 is a front view thereof; and,  
 FIG. 7 is a back view thereof.

**1 Claim, 4 Drawing Sheets**





*FIG. 1*

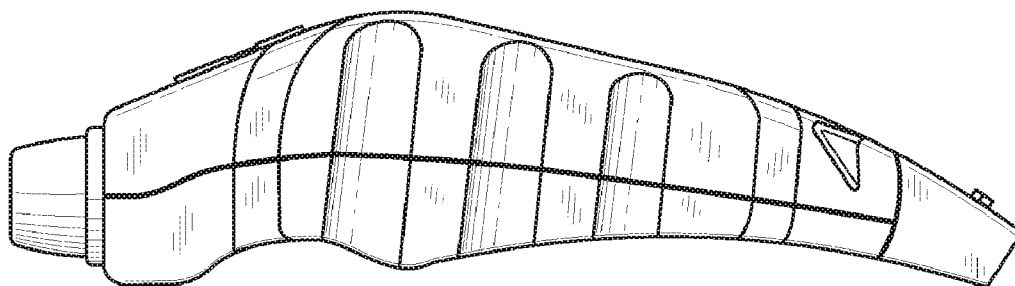


FIG. 2

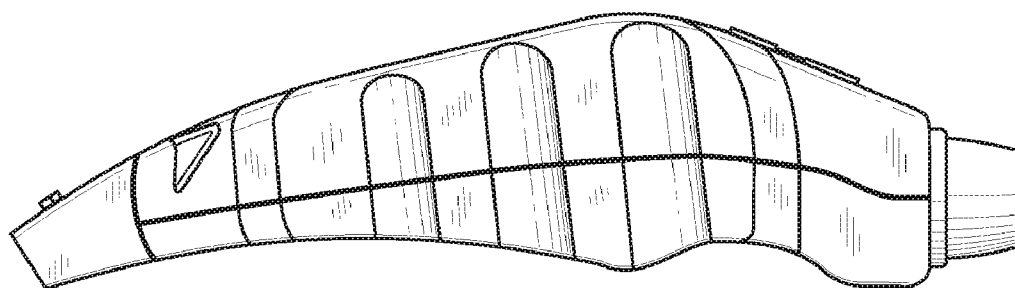


FIG. 3

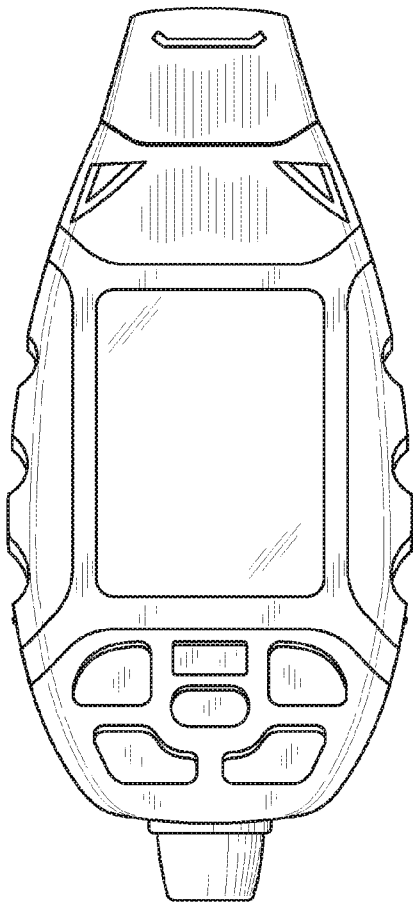


FIG. 4

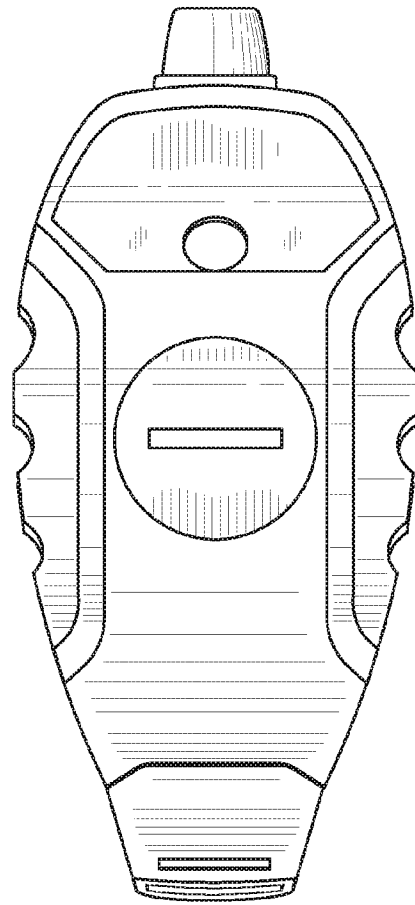
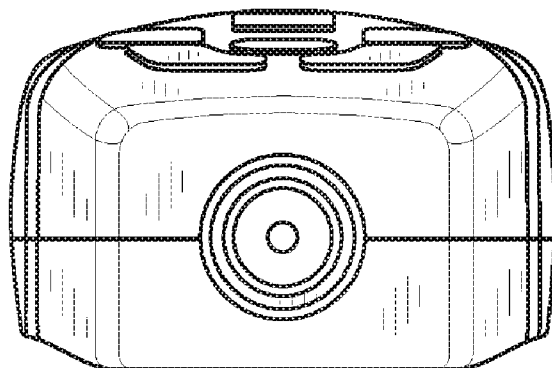
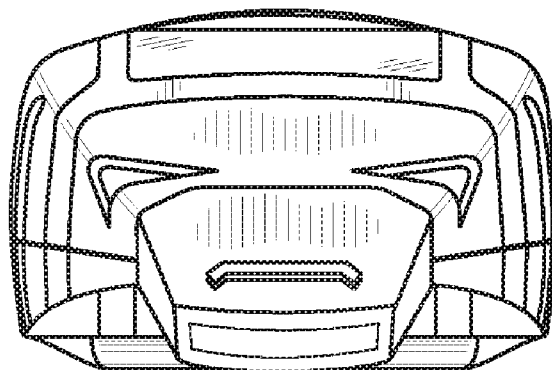


FIG. 5



*FIG. 6*



*FIG. 7*