



US00D493231S1

(12) **United States Design Patent**  
**Craig et al.**

(10) **Patent No.:** **US D493,231 S**

(45) **Date of Patent:** **\*\* Jul. 20, 2004**

(54) **FOOT-TANNING DEVICE**

(76) Inventors: **Pat Craig**, 402 Nighthawk Ct., Sugar Land, TX (US) 77478; **Holly Hearrean**, 402 Nighthawk Ct., Sugar Land, TX (US) 77478; **Cathy O'Leary**, 402 Nighthawk Ct., Sugar Land, TX (US) 77478

(\*\*) Term: **14 Years**

(21) Appl. No.: **29/186,439**

(22) Filed: **Jul. 15, 2003**

(51) **LOC (7) Cl.** ..... **28-03**

(52) **U.S. Cl.** ..... **D24/210**

(58) **Field of Search** ..... D24/209, 210;  
607/90, 91, 94

(56) **References Cited**

**U.S. PATENT DOCUMENTS**

1,754,971 A	4/1930	Waigand	
2,054,332 A	9/1936	Lower et al.	128/375
2,444,379 A	6/1948	Sexton	128/375
2,488,327 A	11/1949	Resek	128/370
3,101,716 A	8/1963	Cornell, Jr.	128/375
4,331,137 A	5/1982	Sarui	128/200.16
D267,430 S	* 12/1982	Lee	D24/205

D268,287 S	*	3/1983	Boschetti	.....	D24/210
5,098,415 A		3/1992	Levin	.....	604/293
D348,107 S	*	6/1994	Wilkinson	.....	D24/210
5,466,248 A		11/1995	Whitson-Newman	.....	607/88
5,632,057 A		5/1997	Lyden	.....	12/146 B
6,273,906 B1		8/2001	Swanson	.....	607/91
2003/0088297 A1		5/2003	Stoppler	.....	607/94

\* cited by examiner

*Primary Examiner*—Stella Reid

(74) *Attorney, Agent, or Firm*—Tim Headley; Gardere Wynne Sewell LLP


(57) **CLAIM**

The ornamental design for a foot-tanning device, as shown and described.

**DESCRIPTION**

FIG. 1 is a perspective view of a foot-tanning device, showing our new design; FIG. 2 is a left side elevation view thereof; FIG. 3 is a front elevation view thereof; FIG. 4 is a back elevation view thereof; FIG. 5 is a top plan view thereof; and, FIG. 6 is a bottom plan view thereof. The broken lines are for illustrative purposes only, and form no part of the claimed design.

**1 Claim, 2 Drawing Sheets**



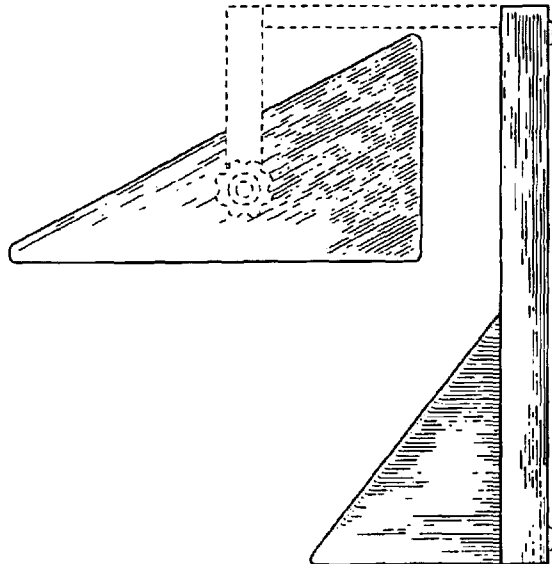


FIG. 2

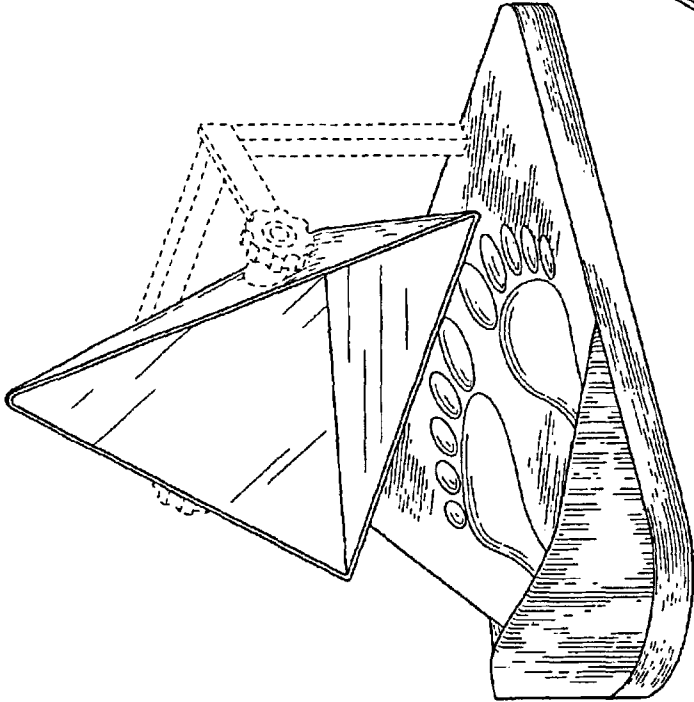


FIG. 1

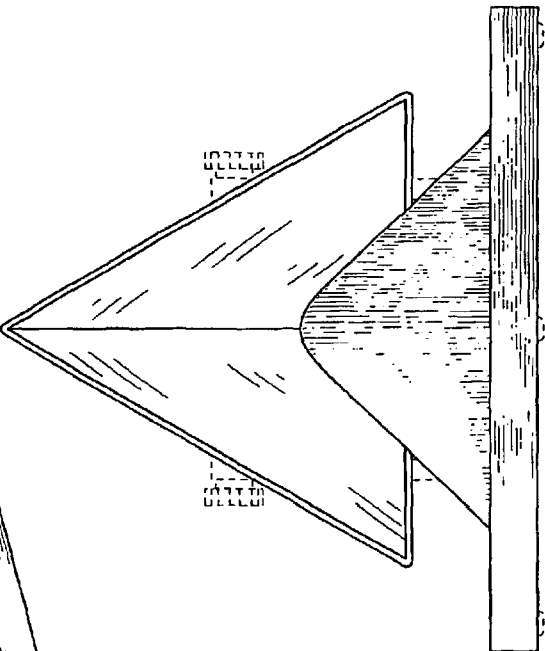


FIG. 3

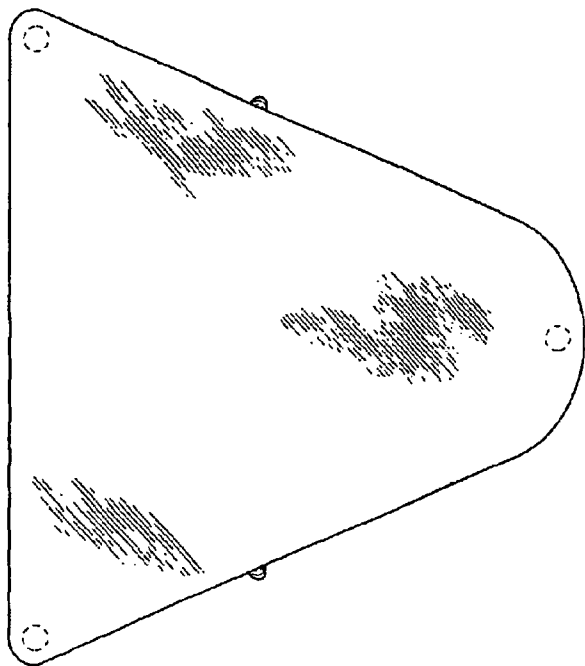


FIG. 6

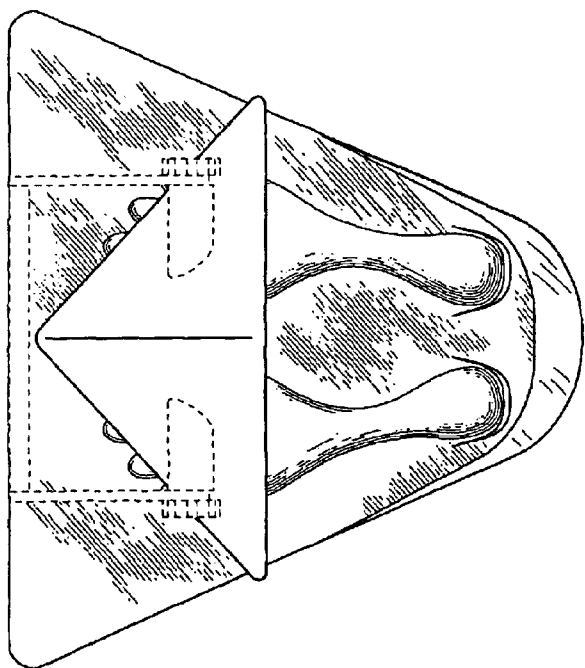


FIG. 5

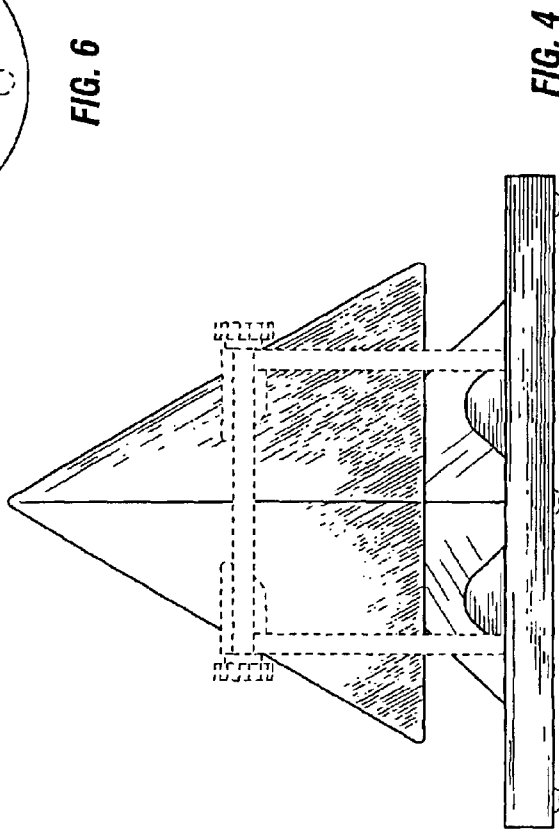


FIG. 4